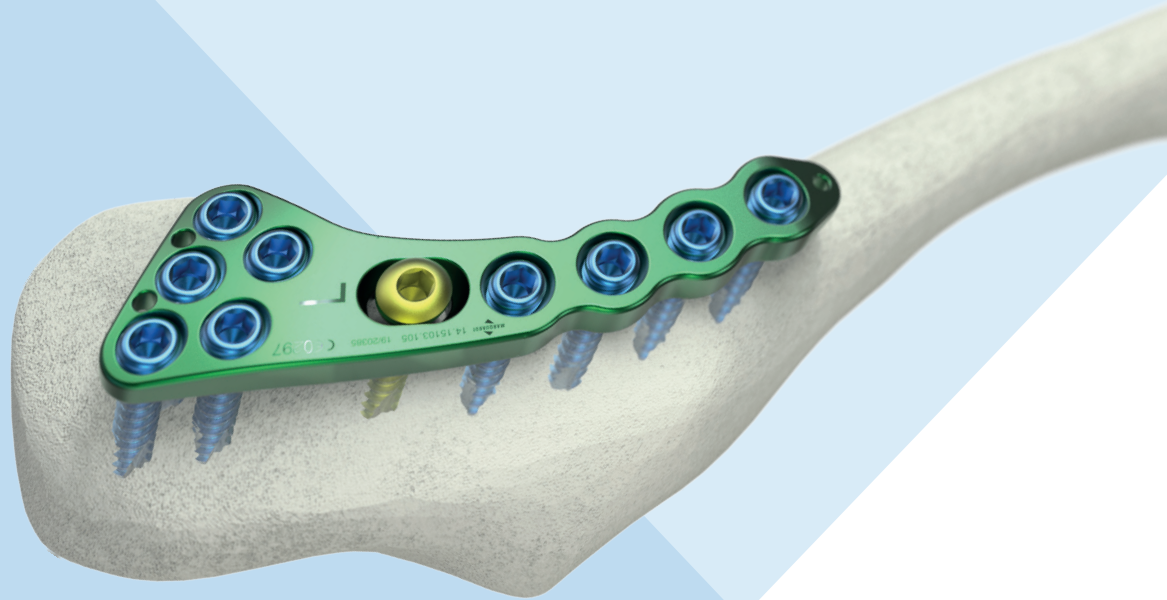


WINSTA-C



Locking Clavicle Plating System

The anatomical variance of the clavicle is very high, therefore the WINSTA-C system offers plates in three different lengths and three different curvatures. The skid-shaped plate tips allow percutaneous insertion, while waists enable good modeling of the plates.

The plate holes are filled with cortical screws, locking screws or non-angle-stable screws, multi- or monoaxial. The screw heads are seated flush in the plate, reducing the risk of soft tissue irritation.

WINSTA-C

Locking Clavicle Plate, S-Shaped Minimum Bend

MED and LAT labeling
for correct medial and lateral placement

Lateral laser marking
with curvature type



Screw holes suitable for:

- Cortical Screws
- Locking Cortical Screws
- Multiaxial Locking Cortical Screws

WINSTA-C

Locking Clavicle Plate, S-Shaped Medium Bend

Lateral laser marking
with curvature type

MED and LAT labeling
for correct medial and lateral placement



Screw holes suitable for:

- Cortical Screws
- Locking Cortical Screws
- Multiaxial Locking Cortical Screws

WINSTA-C

Locking Clavicle Plate, S-Shaped Maximum Bend

Lateral laser marking
with curvature type

MED and LAT labeling
for correct medial and lateral placement



Screw holes suitable for:

- Cortical Screws
- Locking Cortical Screws
- Multiaxial Locking Cortical Screws

WINSTA-C

Locking Clavicle Plate, J-Shaped

J-Plate shape

especially for the transition zone between middle and lateral part of the clavicle



MED and LAT labeling

for correct medial and lateral placement

Screw holes suitable for:

- Cortical Screws
- Locking Cortical Screws
- Multiaxial Locking Cortical Screws

Plate shape

especially for the lateral part of the clavicle



WINSTA-C

Locking Clavicle Plate, lateral

Screw holes suitable for:

- Cortical Screws
- Locking Cortical Screws
- Multiaxial Locking Cortical Screws

WINSTA-C

Locking Clavicle Hook Plate

3 different hook depths

12, 15 und 18 mm

Hook angle 100°




Screw holes suitable for:

- Cortical Screws
- Locking Cortical Screws
- Multiaxial Locking Cortical Screws

WINSTA-C

Locking Clavicle Plating System



WINSTA-C Instruments



WINSTA-C Locking Clavicle Plate, S-Shaped, Minimum Bend

14.15100.XXX(S) left 14.15100.XXX(S) right

Holes Shaft 6, 8, 10



WINSTA-C Locking Clavicle Plate, S-Shaped, Maximum Bend

14.15102.1XX(S) left 14.15102.0XX(S) right

Holes Shaft 6, 8, 10




WINSTA-C Locking Clavicle Hook Plate

14.1510X.1XX(S) left 14.1510X.0XX(S) right

Holes Head 3


Holes Shaft 3, 5

Hook Depth 12, 15, 18 mm



Cortical Screw Ø 2.7 mm, self-tapping

03.03527.XXX(S) Length 10-20 mm



Cortical Screw Ø 3.5 mm, self-tapping

03.03612.XXX(S) Length 10-24 mm



Multiaxial Locking Cortical Screw Ø 2.7 mm, self-tapping

03.03540.XXX(S) Length 10-20 mm



WINSTA-C Template

14.15xxx.xxx 1 = Implant

14.25xxx.xxx 2 = Template

Templates are available for all plate types



WINSTA-C Locking Clavicle Plate, S-Shaped, Medium Bend

14.15101.1XX(S) left 14.15101.0XX(S) right

Holes Shaft 6, 8, 10



WINSTA-C Locking Clavicle Plate, J-Shaped

14.15100.XXX(S) left 14.15100.XXX(S) right

Holes Shaft 9




WINSTA-C Locking Clavicle Plate, lateral

14.15103.1XX(S) left 14.15103.0XX(S) right


Holes Head 5

Holes Shaft 5, 7, 9



Locking Cortical Screw Ø 2.7 mm, self-tapping

03.05527.XXX(S) Length 10-20 mm



Locking Cortical Screw Ø 3.5 mm, self-tapping

03.05612.XXX(S) Length 10-24 mm

You can also find us on social networks:



Note:

This description is not sufficient for immediate application of the instruments. Further information is available in the detailed surgical technique.

Maintenance, care and preparation of Marquardt instruments can be found in the corresponding instructions.