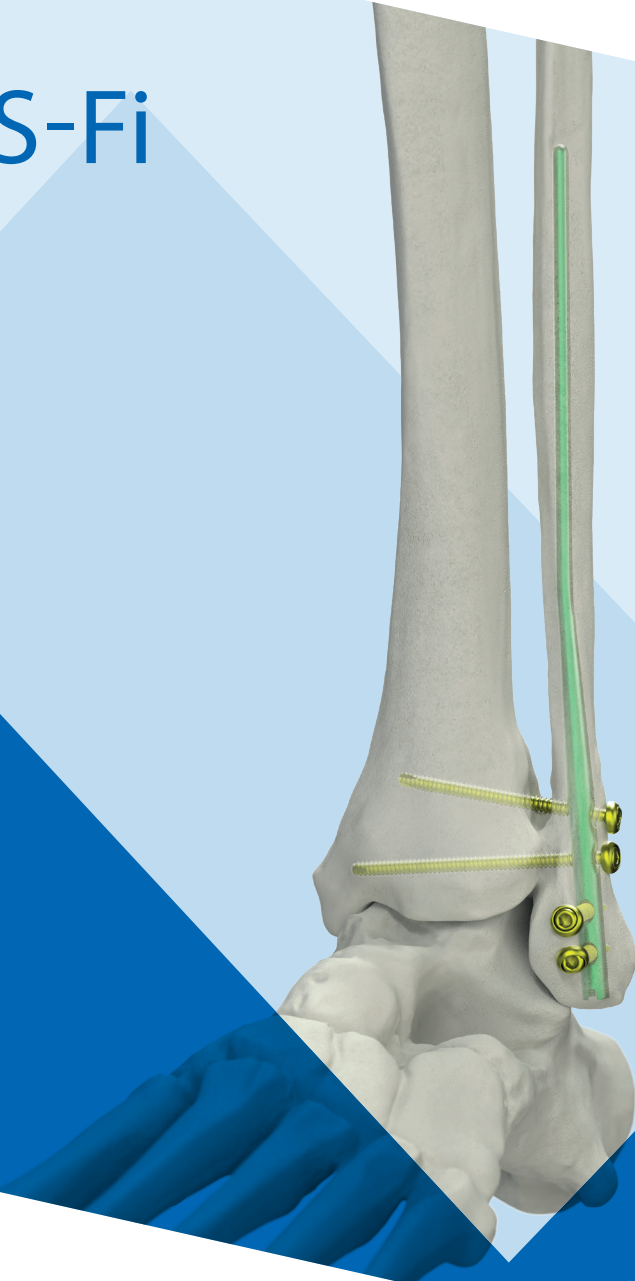


VITUS-Fi



Fibula Nailing System

The Marquardt VITUS-Fi Fibula Nailing System is developed to treat distal fibula shaft fractures in the case of a lower leg fracture and low to moderate dislocated distal fibula fractures in the case of an ankle fracture.

The VITUS-Fi Fibula Nailing System serves for stable fixation and soft tissue sparing treatment of distal fibula fractures.

Especially when soft tissues are compromised and wound healing becomes the focus of therapy. Small incisions and a stable fixation have the goal of a shortest possible immobilization of the patient.

VITUS-Fi Fibula Nailing System

Minimally invasive procedure
that is gentle on soft tissue

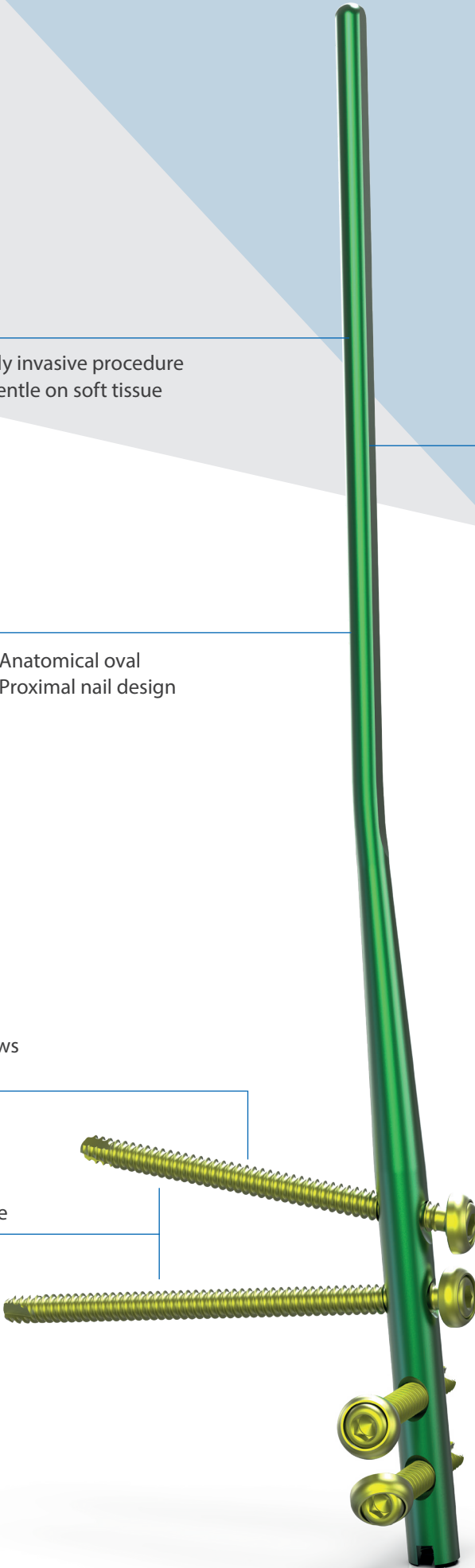
Oval cross section

Anatomical oval
Proximal nail design

Lateral screws
diverging

Enlarged screw position,
two set screws are applicable

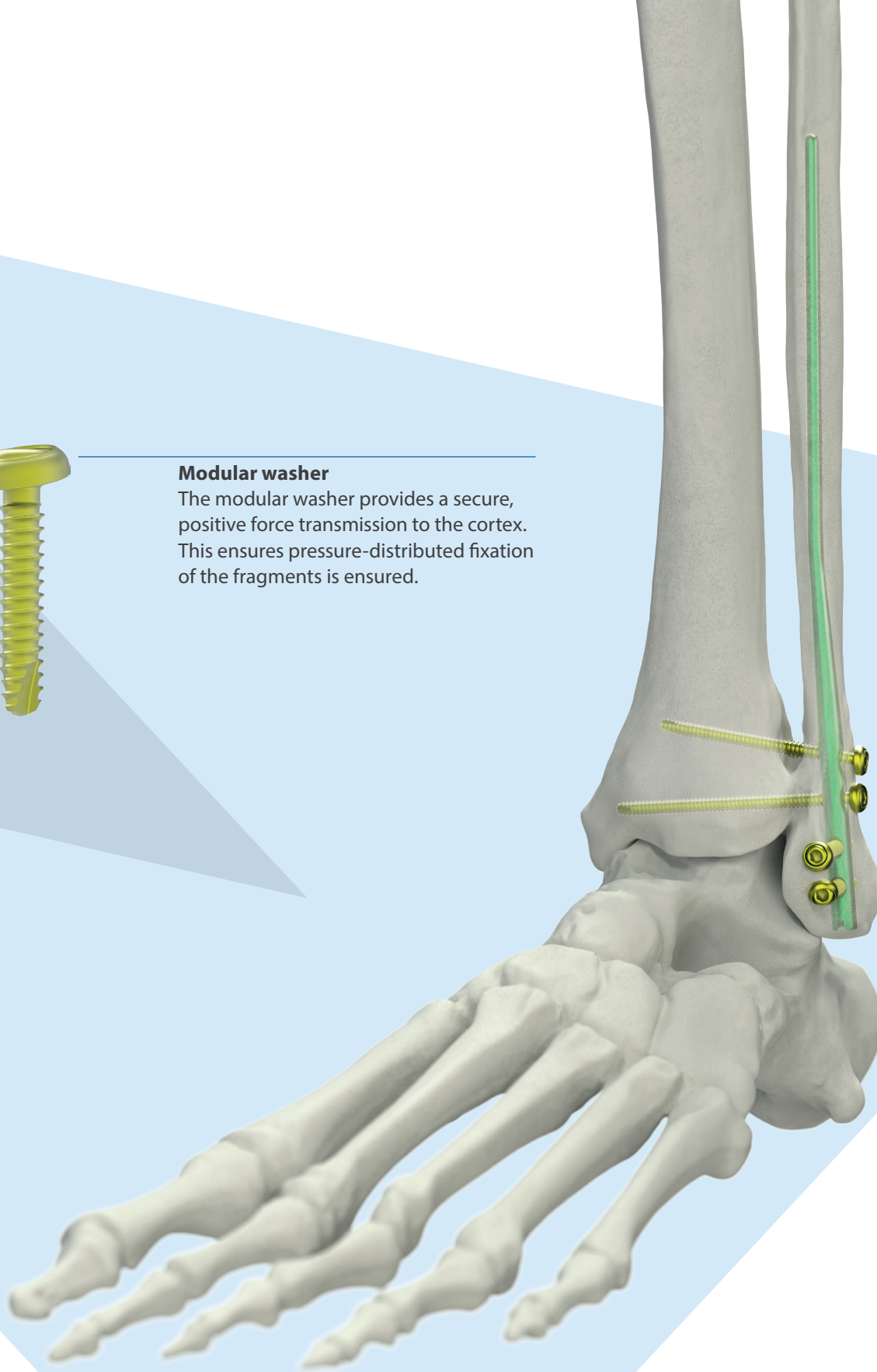
Modular washer
for flat support






Modular washer

The modular washer provides a secure, positive force transmission to the cortex. This ensures pressure-distributed fixation of the fragments is ensured.



VITUS-Fi

Fibula Nailing System



VITUS-Fi Instruments



VITUS-Fi Distal Fibula Nail Ø 3.0 mm

09.63030.1XXS

Length 110, 145 and 180 mm



VITUS-Fi Distal Fibula Nail Ø 3.6 mm

09.63036.1XXS

Length 110, 145 and 180 mm



VITUS-Fi Locking Screw Ø 3.5 mm

09.31635.XXXS

Length 10-60 mm



VITUS-Fi Cap Screw Ø 6.0 mm

09.63006.005S

Length 5 mm

You can also find us on social networks:



Note:

This description is not sufficient for immediate application of the instruments. Further information is available in the detailed surgical technique. Maintenance, care and preparation of Marquardt instruments can be found in the corresponding instructions.